



Review Article

Review of indole, A versatile pharmacophoric moiety

Vijay Gaikwad^{1*}¹Dept. of Pharmacy, CAYMET's Siddhant College of Pharmacy, Pune, Maharashtra, India

ARTICLE INFO

Article history:

Received 23-04-2024

Accepted 01-05-2024

Available online 11-05-2024

Keywords:

Indole

Medicine

Medicinal Chemistry

Pharmacology

Pharmacological Chemistry

ABSTRACT

Indole is a heterocyclic compound, known for its alluring smell. Indole contributes to the rich aroma of various flowers such as jasmine and orange blossoms. Indole plays a vital role in numerous biological processes, including hormone regulation, neurotransmission, and immune response. Indole derivatives serve as a foundation for developing drugs in several therapeutic areas, such as antiviral, anticancer, and psychiatric medications.

This is an Open Access (OA) journal, and articles are distributed under the terms of the [Creative Commons Attribution-NonCommercial-ShareAlike 4.0 License](https://creativecommons.org/licenses/by/4.0/), which allows others to remix, tweak, and build upon the work non-commercially, as long as appropriate credit is given and the new creations are licensed under the identical terms.

For reprints contact: reprint@ipinnovative.com

1. Introduction

Indole is a heterocyclic aromatic compound composed of a bicyclic structure. It consists of a six-membered benzene ring fused to a five-membered pyrrole ring, resulting in a unique and intriguing chemical structure. Found in various natural products such as serotonin, tryptophan, and auxins.

- 1. Reactivity** : Reacts with electrophiles, nucleophiles, radicals, and metals to afford a wide range of substituted indole derivatives.
- 2. Functional Groups**: Indole derivatives can have a wide range of functional groups, including halogens, amines, ketones, esters, and more.

Indole Exhibits antimicrobial, anticancer, anti-inflammatory, and neuromodulator activities.

2. Review

2.1. Drugs containing Indole Ring have been reviewed in this section.

Drugs Containing indole ring/derivatives:

* Corresponding author.

E-mail address: Vijaysg2022@gmail.com (V. Gaikwad).

Properties

Chemical Formula	C ₈ H ₇ N
Molecular Mass	117.124 g/mol
Appearance	White Solid turn yellow on exposure to light.
Melting Point	52-54 degrees Celsius
Acidity(pKa)	16.2
Basicity(pKb)	17.6

1. Anticancer
2. NSAID
3. Antiemetic
4. ED (Erectile Dysfunction Drugs)
5. Antimigraine agents
6. Antiviral

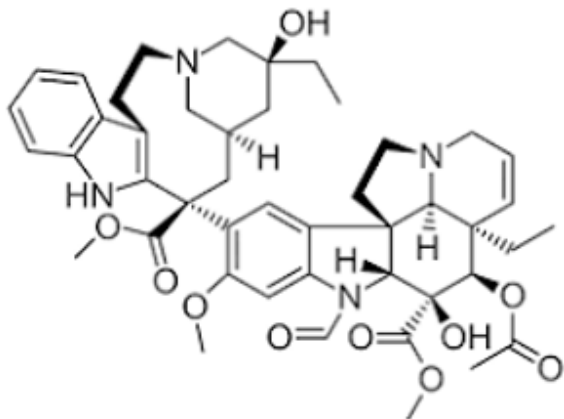
3. Anticancer Drugs

There are several U.S FDA has recently approved indole based anticancer agents such as

1. Vinblastine
2. Panobinostat
3. Alectinib

4. Sunitinib
5. Osimertinib
6. Nintedanib

4. Vinblastine



Vinblastine sulfate^{1,2} has the molecular formula C₄₆H₅₈O₉N₄• H₂SO₄ and it is a dimeric alkaloid containing both indole and dihydroindole moieties.

IUPAC: Dimethyl(2β,3β,4β,5α,12β,19α)-15-[(5S,9S)-5-ethyl-5-hydroxy-9-(methoxycarbonyl)-1,4,5,6,7,8,9,10-octahydro-2H-3,7-methanoazacycloundecino[5,4-b]indol-9-yl]-3-hydroxy-16-methoxy-1-methyl-6,7-didehydrospidospermidine-3,4-dicarboxylate.

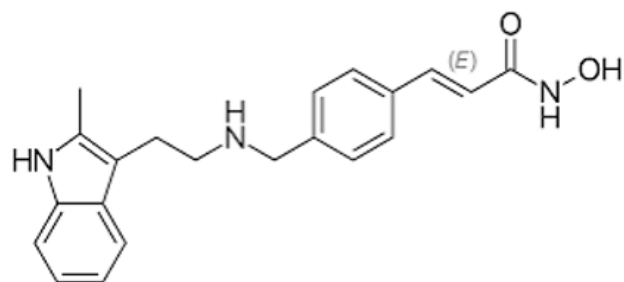
MOA: It binds to microtubular proteins in the mitotic spindle, thereby preventing cell division during metaphase. It also interferes with amino acid metabolism by inhibiting glutamic acid utilization and preventing purine synthesis, citric acid cycle, and urea formation.

5. Marketed Preparation



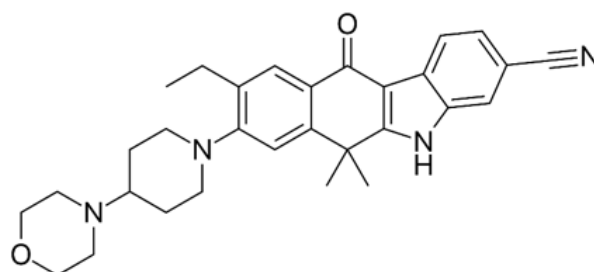
5.1. Other anticancer drugs

5.2. Panobinostat



Panobinostat^{3,4} sold under the brand name Farydak, is a medication used for the treatment of multiple myeloma. It is a hydroxamic acid and acts as a non-selective histone deacetylase inhibitor (pan-HDAC inhibitor). Panobinostat is used in combination with the anti-cancer drug bortezomib and the corticoid dexamethasone for the treatment of multiple myeloma in adults who had received at least two previous treatments, including bortezomib and an immunomodulatory agent.

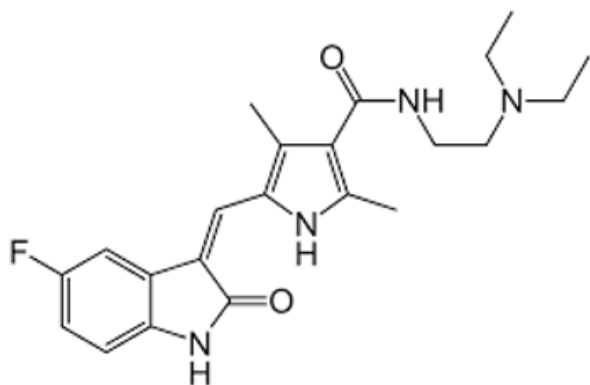
5.3. Alectinib



IUPAC: 9-Ethyl-6,6-dimethyl-8-[4-(morpholin-4-yl)piperidin-1-yl]-11-oxo-6,11-dihydro-5H-benzo[b]carbazole-3-carbonitrile

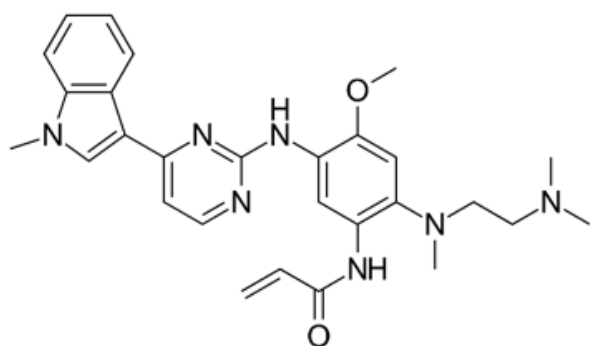
Alectinib^{5,6} is indicated for the first-line treatment of adults with anaplastic lymphoma kinase (ALK)-positive advanced non-small cell lung cancer (NSCLC);⁵ and for the treatment of adults with ALK‑positive advanced NSCLC previously treated with crizotinib.

5.4. Sunitinib



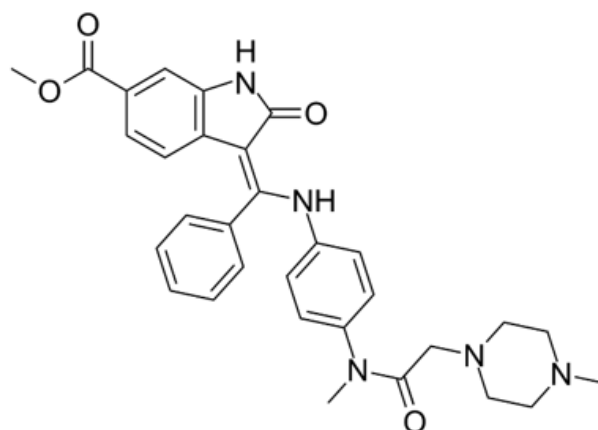
Sunitinib^{7,8} sold under the brand name Sutent, is an anti-cancer medication. It is a small-molecule, multi-targeted receptor tyrosine kinase (RTK) inhibitor that was approved by the FDA for the treatment of renal cell carcinoma (RCC) and imatinib-resistant gastrointestinal stromal tumor (GIST) in January 2006. Sunitinib was the first cancer drug simultaneously approved for two different indications.

5.5. Osimertinib



Osimertinib^{9,10} is used to treat locally advanced or metastatic non-small-cell lung cancer (NSCLC), if the cancer cells are positive for the T790M mutation in the gene coding for EGFR or for activating EGFR mutations. The T790M mutation may be de novo or acquired following first-line treatment with other EGFR tyrosine kinase inhibitors, such as gefitinib, erlotinib, and afatinib.

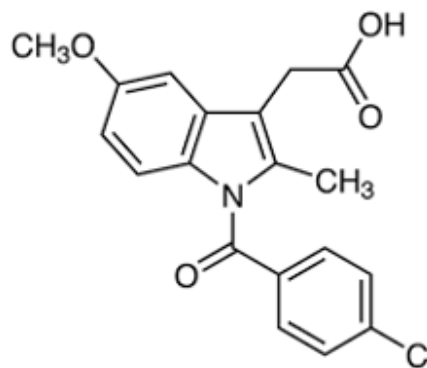
5.6. Nintedanib



Nintedanib^{11,12} It is used in idiopathic pulmonary fibrosis and Lung Cancer.

6. NSAID

6.1. Indomethacin



IUPAC: 2-[1-[(4-Chlorophenyl) carbonyl]-5-methoxy-2-methyl-1H-indol-3-yl]acetic acid

Indomethacin^{13,14} is a nonsteroidal anti-inflammatory drug (NSAID) used to treat mild to moderate acute pain and relieve symptoms of arthritis (osteoarthritis and rheumatoid arthritis) or gout, such as inflammation, swelling, stiffness, and joint pain.

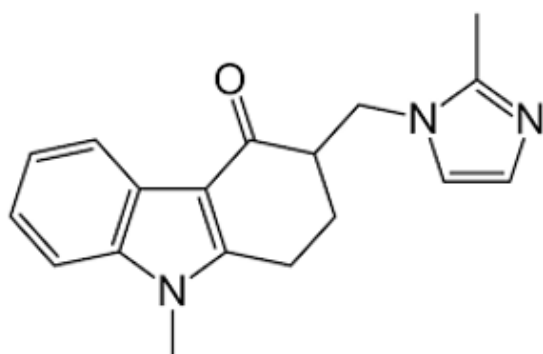
MOA: Inhibits the synthesis of prostaglandins and prostaglandin synthesis.

7. Marketed Preparation



8. Antiemetic

8.1. Ondansetron



IUPAC: (RS)-9-Methyl-3-[(2-methyl-1H-imidazol-1-yl)methyl]-2,3-dihydro-1H-carbazol-4(9H)-one

Ondansetron^{15,16} is a selective antagonist of the 5-hydroxytryptamine₃ (5-HT₃) receptors and is a very effective agent in the prevention and treatment of nausea and vomiting. Ondansetron is used to prevent nausea and vomiting caused by cancer chemotherapy, radiation therapy, and surgery. It works by blocking the action of serotonin, a natural substance that may cause nausea and vomiting

8.2. Marketed preparations



9. ED (Erectile Dysfunction Drugs)

9.1. Tadalafil

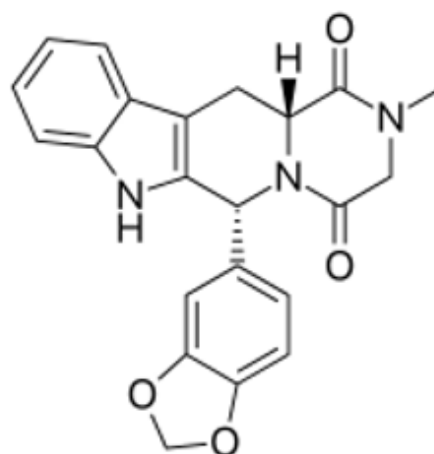


Figure 1:

IUPAC: (6R,12aR)-6-(1,3-benzodioxol-5-yl)-2-methyl-2,3,6,7,12,12a-hexahydropyrazino [1',2':1,6] pyrido[3,4-b]indole-1,4-dione

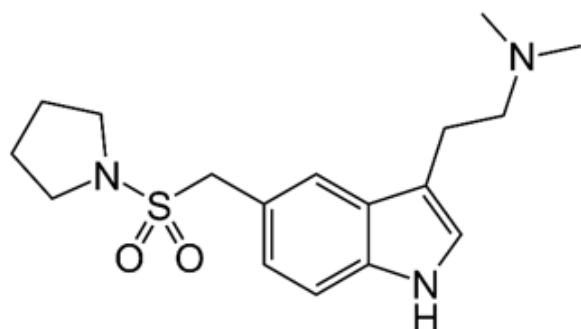
MOA : Tadalafil^{17,18} is in a class of medications called phosphodiesterase (PDE) inhibitors. It works to treat erectile dysfunction by increasing blood flow to the penis during sexual stimulation.

10. Marketed Preparation



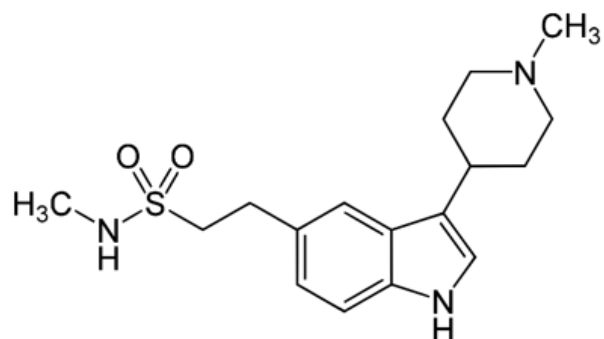
11. Antimigraine agents

MOA: Triptans group drugs act as antimigraine agents by selectively binding to the serotonin receptors 5-HT_{1B} and 5-HT_{1D}

11.1. Almotriptan¹⁹

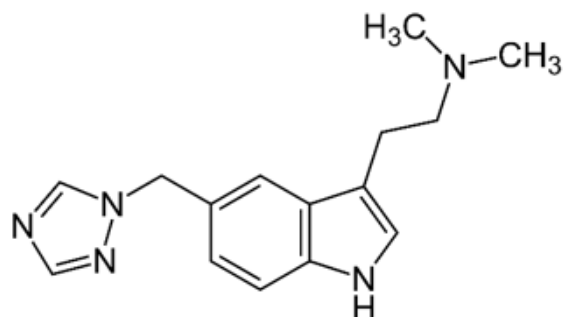
IUPAC: N, N-dimethyl-2-[5-(pyrrolidin-1-ylsulfonylethyl)-1H-indol-3-yl] ethanamine

12. Marketed Preparation

12.1. Naratriptan²⁰

IUPAC: N-methyl-2-[3-(1-methylpiperidin-4-yl)-1H-indol-5-yl] ethane-1-sulfonamide hydrochloride.

13. Marketed Preparation

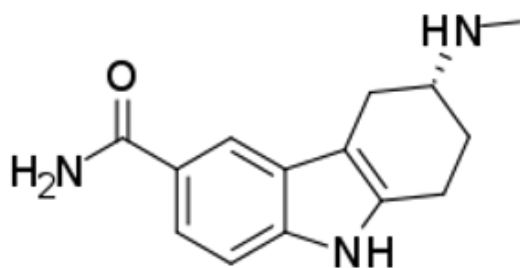
13.1. Rizatriptan²¹

IUPAC: - N, N-Dimethyl-2-[5-(1H-1,2,4-triazol-1-ylmethyl)- 1H-indol-3-yl]ethanamine

14. Marketed Preparation



14.1. Frovatriptan²²



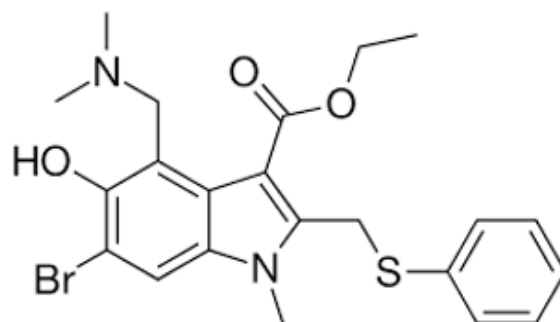
IUPAC: (+) -(R)-3-Methylamino-6-carboxamido-1,2,3,4-tetrahydrocarbazole

15. Marketed Preparation



16. Antiviral

16.1. Arbidol²³



IUPAC: (2S,3R,4R,5R)-Hexane-1,2,3,4,5,6-hexol

17. Conclusion

Witness the broad spectrum of therapeutic applications of indole. From treating psychiatric disorders to combating microbial infections, indole-based drugs offer promising avenues for current and future medical treatments.

18. Source of Funding

None.

19. Conflict of Interest

None.

Acknowledgment

The author VG thanks, his UG Supervisor, Professor (UG) and Research Head, Prof. Dr. Amit G. Nerkar for his guidance and due moral support.

References

- Gigant B, Wang C, Ravelli RB, Roussi F, Steinmetz MO, Curmi PA. Structural basis for the regulation of tubulin by vinblastine. *Nature*. 2005;435(7041):519–41.
- Du GH, Zhang YW, Kong XY, Wang JH, Du GH. Vinblastine and vincristine. *Nat Small Mol Drugs Plants*. 2018;p. 551–8.
- Kp GJ. Panobinostat: first global approval. *Drugs*. 2015;75:695–704.
- Laubach JP, Moreau P, San-Miguel JF, Richardson PG. Panobinostat for the treatment of multiple myeloma. *Clin Cancer Res*. 2015;21:4767–73.
- Herden M, Waller CF, Alectinib. *Small Mol Oncol*. 2018;p. 247–56.
- Hida T, Nokihara H, Kondo M, Kim YH, Azuma K, Seto T, et al. Alectinib versus crizotinib in patients with ALK-positive non-small-cell lung cancer (J-ALEX): an open-label, randomised phase 3 trial. *Lancet*. 2017;390:29–39.
- Rini BI. Expert opinion on pharmacotherapy of narcolepsy. *Exp Opin Pharmacother*. 2007;8:2359–69.
- Deeks ED, Keating GM. Sunitinib. *Drugs*. 2006;66:2255–66.
- Malapelle U, Ricciuti B, Baglivo S, Pepe F, Pisapia P, Anastasi P. Osimertinib. *Small Mol Oncol*. 2018;p. 257–76.

10. Soria JC, Ohe Y, Vansteenkiste J, Reungwetwattana T, Chewaskulyong B, Lee KH, et al. Osimertinib in untreated EGFR-mutated advanced non-small-cell lung cancer. *New Engl J Med.* 2018;378(2):113–38.
11. Roth GJ, Binder R, Colbatzky F, Dallinger C, Schlenker-Herceg R, Hilberg F, et al. Nintedanib: from discovery to the clinic. *J Med Chem.* 2015;58(3):1053–63.
12. Richeldi L, Bois D, Raghu RM, Azuma G, Brown A, Costabel KK, et al. Efficacy and safety of nintedanib in idiopathic pulmonary fibrosis. *New Engl J Med.* 2014;370(22):2071–82.
13. Lucas S. The pharmacology of indomethacin. Headache: . *J Head Face Pain.* 2016;56:436–82.
14. Helleberg L. Clinical pharmacokinetics of indomethacin. *Clin Pharmacokinetics.* 1981;6(4):245–58.
15. Roila F, Favero D. Ondansetron clinical pharmacokinetics. *Clin Pharmacokinetics.* 1995;29(2):95–109.
16. Wilde MI, Markham A. Ondansetron: a review of its pharmacology and preliminary clinical findings in novel applications. *Drugs.* 1996;52:773–94.
17. Curran MP, Keating GM. Tadalafil. *Drugs.* 2003;63:2203–15.
18. Carson CC, Rajfer J, Eardley I, Carrier S, Denne JS, Walker DJ, et al. The efficacy and safety of tadalafil: an update. *BJU Int.* 2004;93(9):1276–81.
19. Palacios JM, Rabasseda X, Castañer J. Almotriptan. *Drugs Future.* 1999;24(4).
20. Salonen R. Naratriptan. *Int J Clin Pract.* 1999;53:552–8.
21. Láinez MJ. Rizatriptan in the treatment of migraine. *Neuropsychiatric Disease Treat.* 2006;2:247–59.
22. Markus F, Mikko K. Frovatriptan review. *Frovatriptan Rev Expert Opin Pharmacother.* 2007;8:3029–62.
23. Blaising J, Polyak SJ, Pécheur EI. Arbidol as a broad-spectrum antiviral: an update. *Antiviral Res.* 2014;107:84–94. doi:10.1016/j.antiviral.2014.04.006.

Author biography

Vijay Gaikwad, Student

Cite this article: Gaikwad V. Review of indole, A versatile pharmacophoric moiety. *Curr Trends Pharm Pharm Chem* 2024;6(2):34-40.